

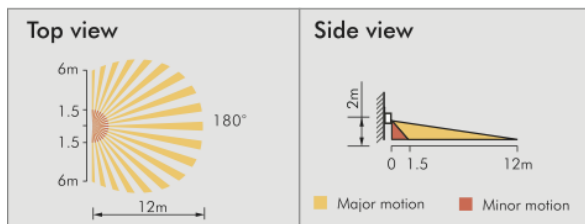
Qbus Motion, Light & Temperature Sensor (SEN04MLT/OUTB)



1. Product description

The SEN04MLT/OUT is a bus enabled de-central, outdoor motion and light detector and temperature sensor based on a waterproof Passive Infrared Motion Detector. The device is IP55 compliant and can be ordered in black (SEN04MLT/OUTB).

The motion detector has an adjustable detection angle of 180° and reach of max. 12m and is made for outdoor usage. The unit's innovative design allows it to be either wall or ceiling mounted. The detector head can be adjusted from 90° up to 40° down and 90° left or 90° right.



The built-in photocell can be used to send automatic light switching information on the system bus based on set scenarios on a pre-set Lux value.

The intelligent NTC temperature sensor measures temperature with a 0,5°C resolution and an accuracy of 1°C in a 63,5°C range that can be set between -20°C and 50°C (the operating temperature range of the device).

The device is connected to the bus via a screw terminal.

The Qbus Configuration software is used to define if the output is a combination of motion and light or is only triggered by movement, light or temperature.

Software settings:

Triggers:

The sensitivity can be pre-set to 3 levels: high, normal and low.

Up to 4 outputs (only Toggle) can be programmed. Every output must be activated by one (e.g. movement) or more actions (e.g. movement and light cell).

Actions for activating an output:

Movement:	Does the sensor detect movement?
Movement AND light:	The system detects movement AND there is less light than the pre-set value. After the activation of the output the Light value is not controlled. The output remains active as long as movement is detected.
Only light:	The amount of light is more than the trigger value set.
Temperature:	Colder or warmer than trigger.

THE MODULE NEEDS TO BE MOUNTED IN AN OPTIMAL LOCATION TO GET MAXIMUM COVERAGE OF THE 'VIEWING ANGLE'. THE UNIT CAN NOT BE LOCATED NEAR HEATING OR COOLING DEVICES. THE TEMPERATURE SENSOR NEEDS TO BE AT THE BOTTOM OF THE MODULE FOR OPTIMAL TEMPERATURE MEASUREMENT.

2. Safety rules

Read the entire manual before installing the unit and activating the system.

WARNING

- Never Connect or disconnect modules while the system bus is powered.
- The device must be mounted and commissioned by an authorized electrician in accordance with country-specific regulations.
- The device is IP55 compliant meaning that it is protected from limited dust ingress and protected from low pressure water jets from any direction.
- The device must not be opened. The guarantee provision will be void if the module was opened.

Qbus Motion, Light & Temperature Sensor (SEN04MLT/OUTB)

3. Installation and wiring

FITTING

1. Unscrew the base plate using a Philips style screwdriver.



2. Disassemble the base plate from the main housing.
3. Make a small hole in the cable guide rubbers.



4. Guide the bus cable through the holes.
5. Fix the base plate to the wall or ceiling through the 2 fixing holes.
6. Connect the bus via the screw terminal.



7. Mount the main housing to the base plate.
8. Insert and tighten the screw in the housing connecting to the base plate.

ADJUST VIEWING ANGLE

Place the sensor part in the desired position by moving the sensor head using limited force.

Ensure that the temperature sensor is positioned towards the floor.

LED INDICATION

When detecting motion, a red LED will lighten up.

BUS WIRING

It is recommended to use a Qbus cable or any other cable with minimum 2 x 1mm² conductors as a bus cable. The green protected EIB wire is also allowed if the conductors are guided per 2 in order to obtain a section of minimum 2 x 1mm².

IMPORTANT: THE BUS CABLE MUST BE SHIELDED AND GROUNDED! THE GROUNDING MUST BE CONNECTED TO THE OVERALL GROUNDING OF THE BUILDING.

POWER SUPPLY

The SEN04MLT/OUT is powered via the system bus.

4. Technical data

General specifications

- Power supply: bus connection
- Operating temperature: -20°C to 50°C
- Maximum humidity: 93%, no moisture condensation
- Detection angle: 180°
- Detection range: Adjustable to 12m
- Lux adjustment: from 1 to 25k Lux
- Bus load: 7,5mA (peak) at nominal voltage 13,8V
- Maximum installation height: 2.000 metres.

Physical specifications

- Housing: plastic, self-extinguishing according to UL94-V0
- Protection Degree: IP55, EN60529
- Dimensions wall mount (HxWxL): 87,5mm x 73,5mm x 119,5mm
- Dimensions ceiling mount (HxWxL): 96,5mm x 73,5mm x 110,5mm
- Weight : approx. 0,160 kg

Electrical security

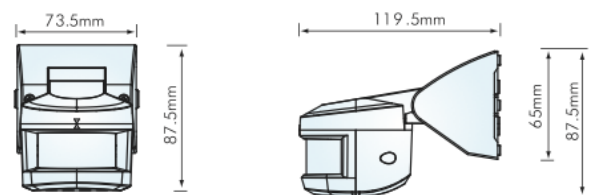
- Bus: 13.8 VDC low voltage.
- The device complies with EN 60950 – 1: 2006).

CE Marking

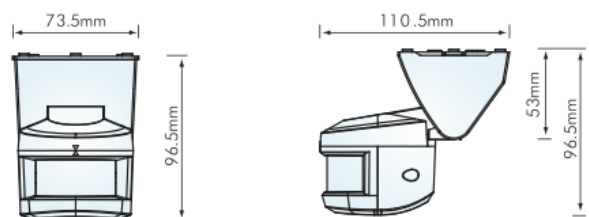
- Complies with the EMC regulations. The device complies with EN 61000-4-2 and 50090-2-2.

5. Dimensions

Wall mount



Ceiling mount





Technical product data sheet

Qbus Motion, Light & Temperature Sensor (SEN04MLT/OUTB)

6. Guarantee provisions

Period of guarantee: 2 years from date of delivery. Guarantee will not be accepted if the device has been opened!

Faulty units should be sent postage-free with a description of the defect to our central customer service center:

QBUS N.V.	T +32 53 60 72 10
Joseph Cardijnstraat 19	F +32 53 60 72 19
9420 Erpe-Mere	Email: support@qbus.be
Belgium	